

# AMUNDI MSCI WORLD CLIMATE PARIS ALIGNED UMWELTZEICHEN UCITS ETF

FACTSHEET

Marketing  
Communication

30/04/2026

EQUITY ■

## Key Information (Source: Amundi)

Net Asset Value (NAV) : **83.11 ( USD )**  
NAV and AUM as of : **30/04/2026**  
Assets Under Management (AUM) :  
**425.88 ( million USD )**  
ISIN code : **FR0014003FW1**  
Replication type : **Physical**  
Benchmark :  
**100% MSCI World Climate Change Paris Aligned  
Low Carbon Select PAB Index**

## Objective and Investment Policy

This ETF seeks to replicate as closely as possible the performance of the MSCI World Climate Change Paris Aligned Low Carbon Select index whether the trend is rising or falling.

## Risk Indicator (Source : Fund Admin)



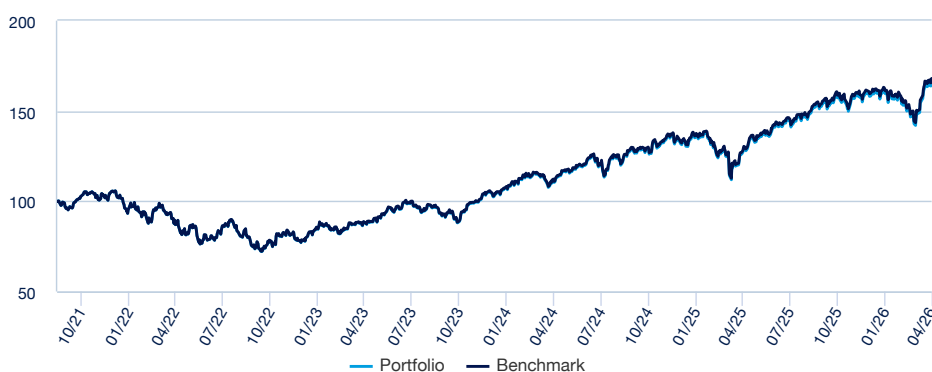
Lower Risk

Higher Risk

The SRI represents the risk and return profile as presented in the Key Information Document (KID). The lowest category does not imply that there is no risk. The SRI is not guaranteed and may change over time. The risk indicator assumes you keep the product for 5 years. The summary risk indicator is a guide to the level of risk of this product compared to other products. It shows how likely it is that the product will lose money because of movement in the markets or because we are not able to pay you.

## Returns (Source: Fund Admin) - Past performance does not predict future returns

### Performances from 13/09/2021 to 30/04/2026 (Source : Fund Admin)



### Risk indicators (Source: Fund Admin)

	1 year	3 years	Inception to date *
Portfolio volatility	15.10%	15.98%	18.17%
Benchmark volatility	15.09%	15.98%	18.18%
Ex-post Tracking Error	0.04%	0.04%	0.06%
Sharpe ratio	1.80	1.14	0.42

\* Volatility is a statistical indicator that measures an asset's variations around its average value. For example, market variations of +/- 1.5% per day correspond to a volatility of 25% per year. The higher the volatility, the higher the risk. The Tracking Error indicator measures the performance's difference between the fund and the benchmark

### Cumulative returns\* (Source: Fund Admin)

Since	YTD 31/12/2025	1 month 31/03/2026	3 months 30/01/2026	1 year 30/04/2025	3 years 28/04/2023	5 years -	Since 13/09/2021
Portfolio	5.18%	13.87%	4.15%	30.90%	87.90%	-	66.22%
Benchmark	5.31%	13.88%	4.24%	31.29%	89.30%	-	68.01%
Spread	-0.13%	-0.01%	-0.09%	-0.40%	-1.40%	-	-1.79%

### Calendar year performance\* (Source: Fund Admin)

	2025	2024	2023	2022	2021
Portfolio	19.94%	25.59%	34.28%	-25.64%	-
Benchmark	20.23%	25.89%	34.55%	-25.47%	-
Spread	-0.29%	-0.30%	-0.27%	-0.17%	-

\* Source : Amundi. The above cover complete periods of 12 months for each calendar year. **Past performance is no predictor of current and future results and does not guarantee future yield**. Any losses or gains do not take into consideration any costs, commissions and fees incurred by the investor in the issue and buyout of the shares (e.g. taxes, brokerage fees or other commissions deducted by the financial intermediary). If performance is calculated in a currency other than the euro, any losses or gains generated can thereby be affected by exchange rate fluctuations (both upward and downward). The discrepancy accounts for the performance difference between the portfolio and the index.

EQUITY

Meet the Team



**Lionel Brafman**  
Head of the Index & Multistategies team



**Arnaud Vergonjeanne**  
Lead Portfolio Manager



**Kavya Satish**  
Co-Portfolio Manager

Index Data (Source : Amundi)

Description of the Index

The MSCI World Climate Change Paris Aligned Low Carbon Select Index is an equity index based on the MSCI World Index ("Parent Index") representative of the large and mid-cap markets across 23 developed countries (as of March 2020). The index aims to represent the performance of a strategy that reweights securities based upon the opportunities and risks associated with the climate transition to meet the EU Paris-aligned benchmark (EU PAB) label minimum requirements.

Information (Source: Amundi)

Asset class : **Equity**  
Exposure : **International**

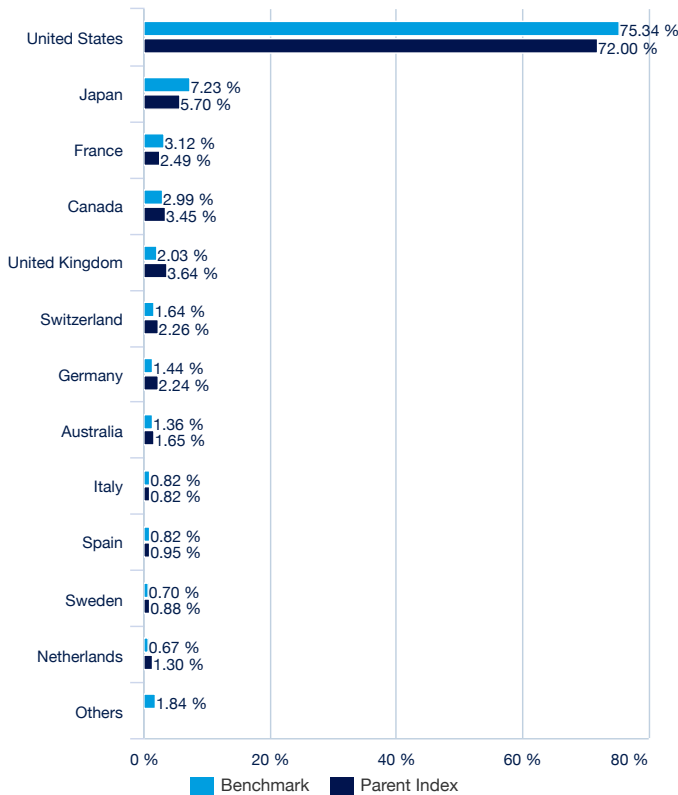
Holdings : **817**

Top 10 benchmark holdings (source : Amundi)

	% of assets (Index)	% assets (Parent index)
BROADCOM INC	4.44%	2.12%
NVIDIA CORP	4.20%	5.91%
AMAZON.COM INC	4.19%	2.94%
APPLE INC	3.84%	4.61%
TESLA INC	3.37%	1.22%
MICROSOFT CORP	3.23%	3.48%
ADVANTEST	2.81%	0.17%
ALPHABET INC CL A	2.59%	2.37%
ELI LILLY & CO	2.45%	0.79%
ALPHABET INC CL C	2.16%	1.96%
<b>Total</b>	<b>33.29%</b>	<b>25.58%</b>

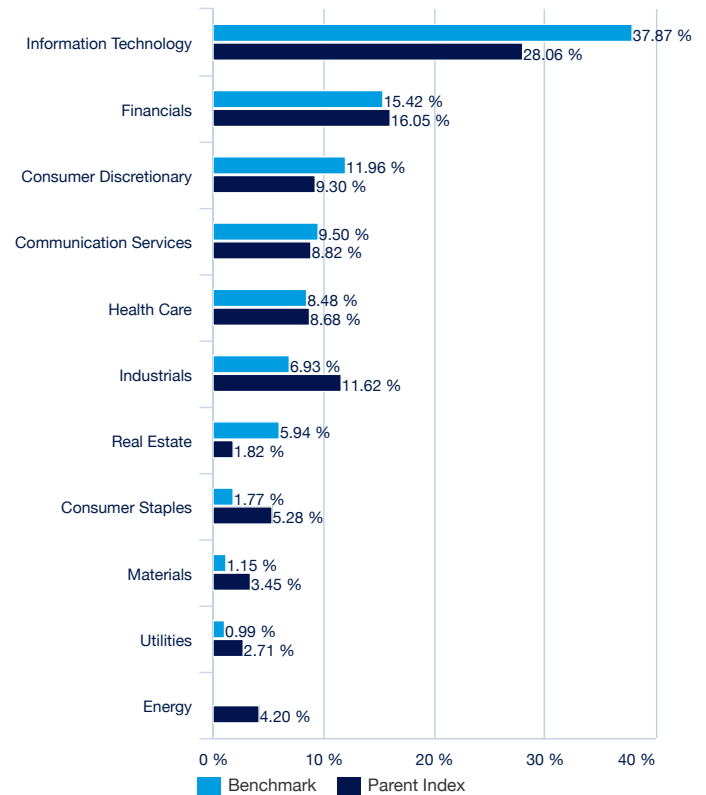
Parent index : **MSCI WORLD**

Geographical breakdown (for illustrative purposes only - Source: Amundi)



Parent index : **MSCI WORLD**

Benchmark Sector breakdown (for illustrative purposes only - Source : Amundi)



Parent index : **MSCI WORLD**

EQUITY ■

**Socially Responsible Investment (SRI)**

The SRI expresses sustainable development objectives in investment decisions by adding Environmental, Social and Governance (ESG) criteria in addition to the traditional financial criteria.

SRI thus aims to balance economic performance and social and environmental impact by financing companies and public entities which contribute to sustainable development whatever their business sector. By influencing the governance and behaviour of stakeholders, SRI promotes a responsible economy.

**Evaluation by ESG criteria (Source: Amundi)**

	Benchmark	Parent index
<b>Overall Rating</b>	6.91	6.84
<b>Environment</b>	6.65	6.45
<b>Social</b>	4.89	5.07
<b>Governance</b>	5.84	5.85

Parent index : **MSCI WORLD**

**ESG criteria**

The criteria are extra-financial criteria used to assess the Environmental, Social and Governance practices of companies.

Environmental, Social, and Governance risks and opportunities are posed by large scale trends (e.g. climate change, resource scarcity, demographic shifts) as well as by the nature of the company's operations.

Scores are on a 0-10 scale, with 10 being the best.

**"E" for Environment** (Climate Change, Natural Resources, Pollution & Waste and Environmental Opportunities)

**"S" for Social** (Human Capital, Product Liability, Stakeholder Opposition and Social Opportunities)

**"G" for Governance** (Corporate Governance and Corporate Behavior)

Source: Raw ESG data for companies are provided by MSCI

**Carbon footprint**

**Carbon footprint: carbon emissions per euro million invested**

Total carbon portfolio footprint (Index/Parent index) :	Benchmark	Parent Index
	11.70	53.20

**Carbon footprint**

This indicator measures the portfolio's carbon emissions in metric tonnes of carbon equivalent (tCO2e) per euro million invested.

This is an indicator of the emissions generated by investment in this portfolio.

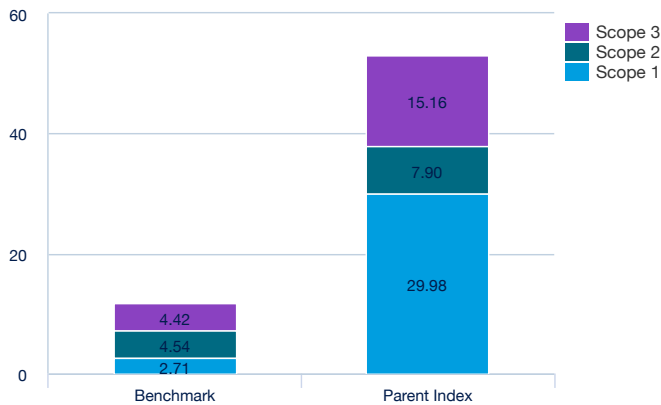
**Definition of scopes :**

- **Scope 1** : all emissions that arise directly from sources that are owned or controlled by the company.

- **Scope 2** : all indirect emissions generated by the purchase or production of electricity, steam or heat.

- **Scope 3** : All other indirect emissions, upstream and downstream of the value chain. For reasons of data robustness, Amundi has chosen to use emissions from activities upstream of Scope 3 - Source: Trucost EEI-O model (input/output model extended to the Trucost environment).

Source : The carbon emissions data is supplied by Trucost. It corresponds to companies' annual emissions expressed in tCO2e, which covers the six greenhouse gases defined in the Kyoto protocol whose emissions are converted into global warming potential (GWP) in CO2 equivalent.



Parent index : **MSCI WORLD**

## EQUITY ■

## Principal characteristics (Source : Amundi)

Fund structure	Mutual Fund (FCP) under French law
UCITS compliant	UCITS
Management Company	Amundi Asset Management
Administrator	CACEIS Fund Administration France
Custodian	CACEIS Bank
Independent auditor	PRICEWATERHOUSECOOPERS AUDIT
Share-class inception date	13/09/2021
Date of the first NAV	13/09/2021
Share-class reference currency	USD
Classification	International Equities
Type of shares	Accumulation and/or Distribution
ISIN code	FR0014003FW1
Minimum investment to the secondary market	1 Share(s)
Frequency of NAV calculation	Daily
Management fees and other administrative or operating costs	0.25%
Minimum recommended investment period	5 years
Fiscal year end	December
Primary Market Maker	BNP Paribas

## Listing data (source : Amundi)

Place	CCY	Bloomberg Ticker	Bloomberg iNAV	Reuters RIC	Reuters iNAV
Deutsche Boerse (Xetra)	EUR	PABV GY	IPABV	PABV.DE	IPABV=BNPP

## Contact

## ETF Sales contact

France & Luxembourg	+33 (0)1 76 32 65 76
Germany & Austria	+49 (0) 800 111 1928
Italy	+39 02 0065 2965
Switzerland (German)	+41 44 588 99 36
Switzerland (French)	+41 22 316 01 51
United Kingdom	+44 (0) 20 7 074 9598
United Kingdom (Instit)	+44 (0) 800 260 5644
Netherlands	+31 20 794 04 79
Nordic countries	+46 8 5348 2271
Hong Kong	+65 64 39 93 50
Spain	+34 914 36 72 45

## ETF Capital Markets contact

Téléphone	+33 (0)1 76 32 19 93
Bloomberg IB Chat	Capital Markets Amundi ETF Capital Markets Amundi HK ETF

## ETF Market Makers contact

BNP Paribas	+33 (0)1 40 14 60 01
Kepler Cheuvreux	+33 (0)1 53 65 35 25

## Amundi contact

**Amundi ETF**  
90 bd Pasteur  
CS 21564  
75 730 Paris Cedex 15 - France  
**Hotline :** +33 (0)1 76 32 47 74  
info-etf@amundi.com

## EQUITY ■

**Index Providers**

THE SUB-FUND IS NOT SPONSORED, ENDORSED, SOLD OR PROMOTED BY MSCI INC. ("MSCI"), ANY OF ITS AFFILIATES, ANY OF ITS INFORMATION PROVIDERS OR ANY THIRD PARTY INVOLVED IN, OR RELATED TO, COMPILING OR CREATING ANY MSCI INDEX (COLLECTIVELY, THE "MSCI PARTIES"). THE MSCI INDICES ARE THE EXCLUSIVE PROPERTY OF MSCI AND ARE SERVICE MARKS OF MSCI OR ITS AFFILIATES. THE MSCI INDICES HAVE BEEN LICENSED FOR USE FOR CERTAIN PURPOSES BY AMUNDI. NONE OF THE MSCI PARTIES MAKES ANY REPRESENTATION OR WARRANTY, EXPRESS OR IMPLIED, TO THE ISSUER OR OWNERS OF THIS SUB-FUND OR ANY OTHER PERSON OR ENTITY REGARDING THE ADVISABILITY OF INVESTING IN SUBFUNDS GENERALLY OR IN THIS PARTICULAR SUB-FUND OR THE ABILITY OF ANY MSCI INDEX TO TRACK CORRESPONDING STOCK MARKET PERFORMANCE. MSCI OR ITS AFFILIATES ARE THE LICENSORS OF CERTAIN TRADEMARKS, SERVICE MARKS AND TRADE NAMES AND OF THE MSCI INDICES WHICH ARE DETERMINED, COMPOSED AND CALCULATED BY MSCI WITHOUT REGARD TO AMUNDI OR THIS SUB-FUND OR THIS SUB-FUND'S UNITHOLDERS OR ANY OTHER PERSON OR ENTITY. NONE OF THE MSCI PARTIES HAS ANY OBLIGATION TO TAKE THE NEEDS OF THE AMUNDI, THIS SUB-FUND'S UNITHOLDERS OR ANY OTHER PERSON OR ENTITY INTO CONSIDERATION IN DETERMINING, COMPOSING OR CALCULATING THE MSCI INDICES. NONE OF THE MSCI PARTIES IS RESPONSIBLE FOR OR HAS PARTICIPATED IN DETERMINATION OF THE TIMING OF, PRICES AT, OR QUANTITIES OF THIS SUB-FUND TO BE ISSUED OR IN THE DETERMINATION OR CALCULATION OF THE EQUATION BY OR THE CONSIDERATION INTO WHICH THIS SUB-FUND IS REDEEMABLE. FURTHERMORE, NONE OF THE MSCI PARTIES HAS ANY OBLIGATION OR LIABILITY TO THE ISSUER OR OWNERS OF THIS SUB-FUND OR ANY OTHER PERSON OR ENTITY IN CONNECTION WITH THE ADMINISTRATION, MARKETING OR OFFERING OF THIS SUB-FUND. ALTHOUGH MSCI SHALL OBTAIN INFORMATION FOR INCLUSION IN OR FOR USE IN THE CALCULATION OF THE MSCI INDICES FROM SOURCES THAT MSCI CONSIDERS RELIABLE, NONE OF THE MSCI PARTIES WARRANTS OR GUARANTEES THE ORIGINALITY, ACCURACY AND/OR THE COMPLETENESS OF ANY MSCI INDEX OR ANY DATA INCLUDED THEREIN. NONE OF THE MSCI PARTIES MAKES ANY WARRANTY, EXPRESS OR IMPLIED, AS TO RESULTS TO BE OBTAINED BY THE ISSUER OF THE SUB-FUND, OWNERS OF THE SUB-FUND, OR ANY OTHER PERSON OR ENTITY, FROM THE USE OF ANY MSCI INDEX OR ANY DATA INCLUDED THEREIN. NONE OF THE MSCI PARTIES SHALL HAVE ANY LIABILITY FOR ANY ERRORS, OMISSIONS OR INTERRUPTIONS OF OR IN CONNECTION WITH ANY MSCI INDEX OR ANY DATA INCLUDED THEREIN. FURTHERMORE, NONE OF THE MSCI PARTIES MAKES ANY EXPRESS OR IMPLIED WARRANTIES OF ANY KIND, AND THE MSCI PARTIES HEREBY EXPRESSLY DISCLAIM ALL WARRANTIES OF MERCHANTABILITY AND FITNESS FOR A PARTICULAR PURPOSE, WITH RESPECT TO EACH MSCI INDEX AND ANY DATA INCLUDED THEREIN. WITHOUT LIMITING ANY OF THE FOREGOING, IN NO EVENT SHALL ANY OF THE MSCI PARTIES HAVE ANY LIABILITY FOR ANY DIRECT, INDIRECT, SPECIAL, PUNITIVE, CONSEQUENTIAL OR ANY OTHER DAMAGES (INCLUDING LOST PROFITS) EVEN IF NOTIFIED OF THE POSSIBILITY OF SUCH DAMAGES.

**Important information**

The Fund presents an unmeasurable risk of capital loss. Past performance in no way serves as either an indication of future results or a guarantee of future returns. For further information about the risks and before making any investment, refer to the Key Investor Information Document (KIID) and the prospectus for each fund, available in French on request or on the website: [amundiETF.fr](http://amundiETF.fr) The information contained in this document has been obtained from sources believed to be reliable. Amundi cannot, however, ensure that the information is accurate and reserves the right to amend the analyses presented above at any time. This document is of a non-contractual nature and in no way constitutes a recommendation, solicitation of an offer or an offer regarding a purchase, sale or exchange relating to the Fund described herein, and must under no circumstances be interpreted as such. The transparency policy and information on the composition of the funds' assets are available at [amundiETF.com](http://amundiETF.com). The indicative net asset value is published by the stock markets. Fund units purchased on the secondary market cannot generally be resold directly to the Fund. Investors must buy and sell units on a secondary market with the assistance of an intermediary (e.g. a broker) and may, in this case, have to pay charges. In addition, it is possible that investors may pay more than the current net asset value when they buy units and receive less than the current net asset value when they sell. Complete list of brokers and marketmakers available at : [amundiETF.com](http://amundiETF.com) Financial intermediary fees apply. Only for SFDR 8 and SFDR 9 products Please note that this passively managed fund replicates an underlying index which methodology aims at providing a broad market exposure without considering ESG factors or exclusions. Therefore, you might be exposed to securities that might be involved in serious controversies, acute sustainability risks or material negative impact on sustainability factors. Please refer to the legal documentation and index methodology for full details. Should you want to consider an ESG alternative, you will find a wide range of options within our responsible investing range.

This document is designed exclusively for institutional, professional, qualified or sophisticated investors and distributors. It is not meant for the general public or private clients of any jurisdiction or those qualified as 'US Persons'. Approved investors in regard to the European Union are those which are defined as "Professional" investors in Directive 2004/39/EC of 21 April 2004 "MiFID" or, as the case may be, as defined under each local legislation and, insofar as the offer in Switzerland is concerned, "qualified investors" as set forth in the federal Law on Collective Investments (LPCC), the Ordinance on collective investments of 22 November 2006 (OPCC) and the FINMA 08/8 Circular regarding the legislation on collective investments of 20 November 2008. This document shall not, under any circumstance, be sent within the European Union to non "Professional" investors as defined by the MFI or under each local legislation, or in Switzerland to those investors which are not defined as "qualified investors" in the applicable law and regulations.

©Morningstar. All Rights Reserved. Sustainability Score as of 30/04/2026 Sustainability Rating as of 30/04/2026. Sustainability provides company-level analysis used in the calculation of Morningstar's Sustainability Score. The information contained herein: (1) is proprietary to Morningstar and/or its content providers; (2) may not be copied or distributed; and (3) is not warranted to be accurate, complete or timely. Neither Morningstar nor its content providers are responsible for any damages or losses arising from any use of this information

Certain information ©2021 MSCI ESG Research LLC. Reproduced by permission. Although Amundi information providers, including without limitation, MSCI ESG Research LLC and its affiliates (the "ESG Parties"), obtain information (the "Information") from sources they consider reliable, none of the ESG Parties warrants or guarantees the originality, accuracy and/or completeness, of any data herein and expressly disclaim all express or implied warranties, including those of merchantability and fitness for a particular purpose. The Information may only be used for your internal use, may not be reproduced or disseminated in any form and may not be used as a basis for, or a component of, any financial instruments or products or indices. Further, none of the Information can in and of itself be used to determine which securities to buy or sell or when to buy or sell them. None of the ESG Parties shall have any liability for any errors or omissions in connection with any data herein, or any liability for any direct, indirect, special, punitive, consequential or any other damages (including lost profits) even if notified of the possibility of such damages.