

# Amundi Italy MIB ESG UCITS ETF Acc

FACTSHEET

Marketing  
Communication

30/04/2026

EQUITY ■

## Key Information (Source: Amundi)

Net Asset Value (NAV) : **116.25 ( EUR )**  
 NAV and AUM as of : **30/04/2026**  
 Assets Under Management (AUM) :  
**164.59 ( million EUR )**  
 ISIN code : **LU1681037518**  
 Replication type : **Physical**  
 Benchmark :  
**100% MIB ESG INDEX (EURONEXT INDEX) - MIBESGMR**

## Objective and Investment Policy

This ETF seeks to replicate as closely as possible the performance of the FTSE MIB ESG index whether the trend is rising or falling.

## Risk Indicator (Source : Fund Admin)



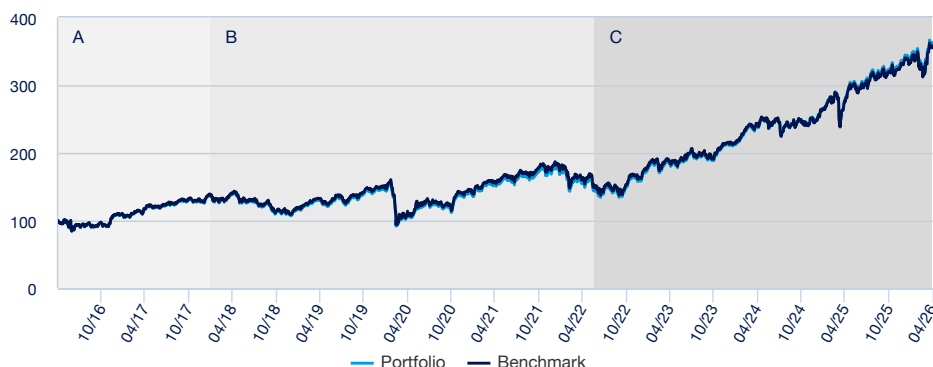
Lower Risk

Higher Risk

The SRI represents the risk and return profile as presented in the Key Information Document (KID). The lowest category does not imply that there is no risk. The SRI is not guaranteed and may change over time. The risk indicator assumes you keep the product for 5 years. The summary risk indicator is a guide to the level of risk of this product compared to other products. It shows how likely it is that the product will lose money because of movement in the markets or because we are not able to pay you.

## Returns (Source: Fund Admin) - Past performance does not predict future returns

### Performances from 02/05/2016 to 30/04/2026 (Source : Fund Admin)



A : Sur la base des performances réalisées depuis la date de lancement du Fonds français « AMUNDI ETF FTSE MIB UCITS ETF » géré par Amundi Asset Management et absorbé par « AMUNDI FTSE MIB » le 31.01.2018

B : Performance of the Sub-Fund since the date of its launch

C : Since the beginning of this period, the reference indicator of the Sub-Fund is MIB ESG Index

### Cumulative returns\* (Source: Fund Admin)

Since	YTD 31/12/2025	1 month 31/03/2026	3 months 30/01/2026	1 year 30/04/2025	3 years 28/04/2023	5 years 30/04/2021	Since 08/06/2010
<b>Portfolio</b>	7.66%	11.13%	6.57%	31.00%	97.54%	139.67%	321.49%
<b>Benchmark</b>	7.51%	11.01%	6.49%	29.90%	91.68%	130.12%	329.35%
<b>Spread</b>	0.15%	0.11%	0.09%	1.09%	5.86%	9.55%	-7.86%

### Calendar year performance\* (Source: Fund Admin)

	2025	2024	2023	2022	2021	2020	2019	2018	2017	2016
<b>Portfolio</b>	35.68%	16.86%	34.50%	-10.11%	26.56%	-3.62%	33.00%	-13.67%	16.75%	-7.13%
<b>Benchmark</b>	34.44%	15.35%	32.94%	-10.99%	27.34%	-3.31%	33.80%	-13.22%	17.29%	-6.49%
<b>Spread</b>	1.25%	1.50%	1.56%	0.89%	-0.77%	-0.31%	-0.80%	-0.45%	-0.54%	-0.64%

\* Source : Amundi. The above cover complete periods of 12 months for each calendar year. **Past performance is no predictor of current and future results and does not guarantee future yield**. Any losses or gains do not take into consideration any costs, commissions and fees incurred by the investor in the issue and buyout of the shares (e.g. taxes, brokerage fees or other commissions deducted by the financial intermediary). If performance is calculated in a currency other than the euro, any losses or gains generated can thereby be affected by exchange rate fluctuations (both upward and downward). The discrepancy accounts for the performance difference between the portfolio and the index.

### Risk indicators (Source: Fund Admin)

	1 year	3 years	Inception to date *
<b>Portfolio volatility</b>	16.60%	16.71%	21.83%
<b>Benchmark volatility</b>	16.64%	16.75%	21.85%
<b>Ex-post Tracking Error</b>	0.56%	0.52%	0.38%
<b>Sharpe ratio</b>	1.75	1.33	0.39

\* Volatility is a statistical indicator that measures an asset's variations around its average value. For example, market variations of +/- 1.5% per day correspond to a volatility of 25% per year. The higher the volatility, the higher the risk. The Tracking Error indicator measures the performance's difference between the fund and the benchmark

EQUITY

Meet the Team



**Isabelle Lafargue**

Head of Index & Multistrategies Management – Regional Funds



**Jean-Philippe Nause**

Portfolio Manager



**Lionel Issom Nlep**

Co-Portfolio Manager

Index Data (Source : Amundi)

Description of the Index

FTSE MIB Index is an equity index representative of 40 leading securities traded in the Italian markets.

Information (Source: Amundi)

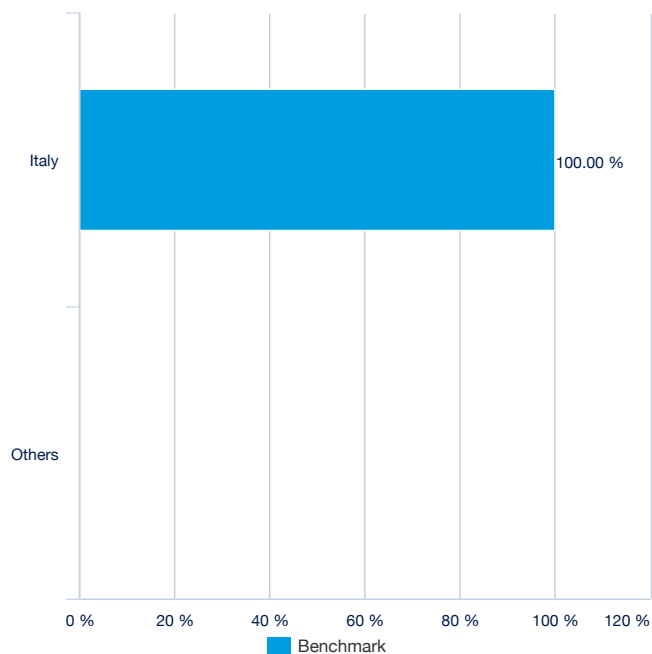
Asset class : **Equity**  
Exposure : **Europe**  
Benchmark index currency : **EUR**  
Holdings : **38**

Top 10 benchmark holdings (source : Amundi)

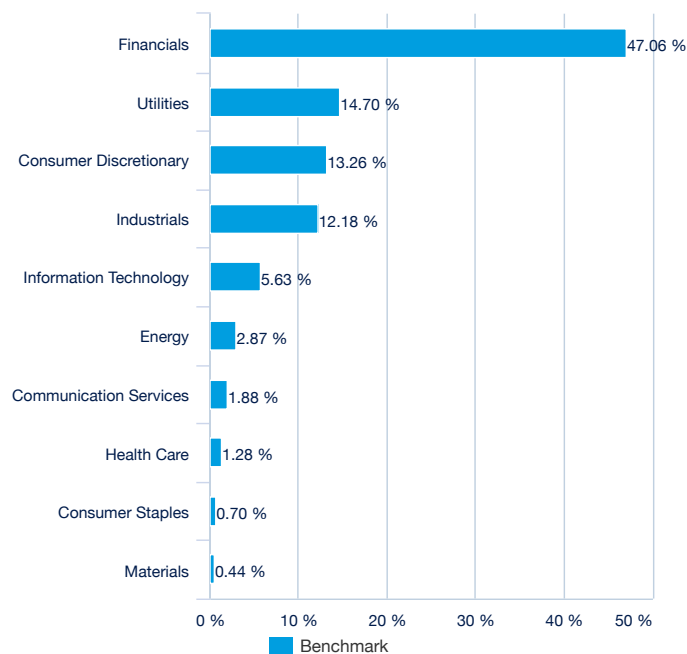
	% of assets (Index)
INTESA SANPAOLO	10.18%
UNICREDIT SPA	9.54%
ENEL SPA	9.36%
GENERALI	7.51%
PRYSMIAN SPA	7.17%
FERRARI NV MILAN	6.48%
STMICROELECTRONICS/P	5.63%
LEONARDO SPA	4.02%
BPER BANCA SPA	3.63%
BANCA MONTE DEI PASCHI SIENA	3.48%
<b>Total</b>	<b>67.00%</b>

For illustrative purposes only and not a recommendation to buy or sell securities.

Geographical breakdown (for illustrative purposes only - Source: Amundi)



Benchmark Sector breakdown (for illustrative purposes only - Source : Amundi)



## EQUITY ■

## Principal characteristics (Source : Amundi)

Fund structure	SICAV under Luxembourg law
UCITS compliant	UCITS
Management Company	Amundi Luxembourg SA
Administrator	CACEIS Bank, Luxembourg Branch
Custodian	CACEIS Bank, Luxembourg Branch
Independent auditor	DELOITTE AUDIT
Share-class inception date	31/01/2018
Date of the first NAV	08/06/2010
Share-class reference currency	EUR
Classification	-
Type of shares	Accumulation
ISIN code	LU1681037518
Minimum investment to the secondary market	1 Share(s)
Frequency of NAV calculation	Daily
Management fees and other administrative or operating costs	0.18%
Minimum recommended investment period	5 years
Fiscal year end	September
Primary Market Maker	BNP Paribas

## Listing data (source : Amundi)

Place	CCY	Bloomberg Ticker	Bloomberg iNAV	Reuters RIC	Reuters iNAV
Euronext Paris	EUR	FMI FP	INFMI	FMI.PA	INFMI=BNPP
Euronext Milan	EUR	FMI IM	INFMI	FMI.MI	INFMI=BNPP

## Contact

## ETF Sales contact

France & Luxembourg	+33 (0)1 76 32 65 76
Germany & Austria	+49 (0) 800 111 1928
Italy	+39 02 0065 2965
Switzerland (German)	+41 44 588 99 36
Switzerland (French)	+41 22 316 01 51
United Kingdom	+44 (0) 20 7 074 9598
United Kingdom (Instit)	+44 (0) 800 260 5644
Netherlands	+31 20 794 04 79
Nordic countries	+46 8 5348 2271
Hong Kong	+65 64 39 93 50
Spain	+34 914 36 72 45

## ETF Capital Markets contact

Téléphone	+33 (0)1 76 32 19 93
Bloomberg IB Chat	Capital Markets Amundi ETF Capital Markets Amundi HK ETF

## ETF Market Makers contact

BNP Paribas	+33 (0)1 40 14 60 01
Kepler Cheuvreux	+33 (0)1 53 65 35 25

## Amundi contact

**Amundi ETF**  
90 bd Pasteur  
CS 21564  
75 730 Paris Cedex 15 - France  
**Hotline :** +33 (0)1 76 32 47 74  
info-ett@amundi.com

## EQUITY ■

**Index Providers**

Euronext N.V. or its subsidiaries holds all (intellectual) proprietary rights with respect to the Index. Euronext N.V. or its subsidiaries do not sponsor, endorse or have any other involvement in the issue and offering of the product. Euronext N.V. and its subsidiaries disclaim any liability for any inaccuracy in the data on which the Index is based, for any mistakes, errors, or omissions in the calculation and/or dissemination of the Index, or for the manner in which it is applied in connection with the issue and offering thereof. The Index is a registered trademark of Euronext N.V. or its subsidiaries.

**Important information**

This document is provided for information purposes only and does not constitute a recommendation, a solicitation, an offer, advice or an invitation to purchase or sell any units or shares of the fund (FCP), collective employee fund (FCPE), SICAV, SICAV sub-fund or SICAV investing primarily in real estate (SPPICAV) (collectively, "the Funds") described herein and should in no case be interpreted as such. This document is not a contract or commitment of any form. Information contained in this document may be altered without notice. The management company accepts no liability whatsoever, whether direct or indirect, that may arise from the use of information contained in this document. The management company can in no way be held responsible for any decision or investment made on the basis of information contained in this document. The information contained in this document is disclosed to you on a confidential basis and shall not be copied, reproduced, modified, translated or distributed without the prior written approval of the management company, to any third person or entity in any country or jurisdiction which would subject the management company or any of the funds, to any registration requirements within these jurisdictions or where it might be considered as unlawful. Not all of the funds are systematically registered in all jurisdictions of all investors. Investment involves risk. The past performances shown in this document, and simulations based on these, do not guarantee future results, nor are they reliable indicators of future performance. The value of an investment in units or shares of the funds may fluctuate according to market conditions and cause the value of an investment to go up or down. As a result, fund investors may lose all or part of the capital originally invested. All potential investors in the funds are advised to ascertain whether such an investment is compatible with the laws to which they are subject and the tax implications of such an investment prior to investing, and to familiarise themselves with the legal documents in force for each fund. Concerning mandates, this document is a part of the periodic statement of the management activities of your portfolio and must be read in conjunction with any other periodic statement or notice of confirmation provided by your custodian and related to the transactions of your portfolio. Unless stated otherwise, the management company is the source of the data in this document. The date of the data in this document is that indicated at the top of the document, unless otherwise stated.

This document is designed exclusively for institutional, professional, qualified or sophisticated investors and distributors. It is not meant for the general public or private clients of any jurisdiction or those qualified as 'US Persons'. Approved investors in regard to the European Union are those which are defined as "Professional" investors in Directive 2004/39/EC of 21 April 2004 "MiFID" or, as the case may be, as defined under each local legislation and, insofar as the offer in Switzerland is concerned, "qualified investors" as set forth in the federal Law on Collective Investments (LPCC), the Ordinance on collective investments of 22 November 2006 (OPCC) and the FINMA 08/8 Circular regarding the legislation on collective investments of 20 November 2008. This document shall not, under any circumstance, be sent within the European Union to non "Professional" investors as defined by the MFI or under each local legislation, or in Switzerland to those investors which are not defined as "qualified investors" in the applicable law and regulations.